

**NZAC00140 Dulux Acratex Venetian Plaster Cera Brillante Wax**

**Introduction**

Line Shade  
N4100094-Unit

**Description and Image**



Venetian Plaster Cera Brillante Wax is a water based high gloss protective wax treatment for interior surfaces that have been coated with Venetian Plaster



**Features and Benefits**

- Ready to use
- Protects and beautifies
- Easy to apply

**Standards And Certifications**

|   |  |  |
|---|--|--|
|  <p>Certified System: Quality ISO 9001</p> |  <p>Certified System: Environment ISO 14001</p> |  |
|---|--|--|


**Standards and Certifications**  
For details on these standards and certifications please reference the 'Approvals' section at the beginning of this document. Please contact your DuluxGroup representative for specific information on ESD credits / points.

**Uses**

Venetian Plaster Cera Brillante Wax is particularly suited to preservative / protection interior Venetian Plaster finishes used in the restoration of old historical buildings such as churches, palaces or villas, interior only; to create surfaces of elevated aesthetic value in all settings whether modern or classic: halls, stairways, bathrooms, living rooms; to add a high gloss elegance to the most refined public places such as hotels, restaurants, shops, etc.

**Typical Specifications**

Typical System

|   |   |
|---|---|
| <p>Title:<br/><b>AUAC00409 Dulux Acratex Venetian Plaster Polished Stucco on Interior Gyprock</b></p>   |  |
| <p>Preparation Guide<br/>Refer Full Du-Spec specification Sheet<br/>AUAC00409 Dulux Acratex Venetian Plaster Polished Stucco on New Plasterboard [Interior]</p> |   |

| Coat                | Product                                    | Spread Rate (m <sup>2</sup> /L): | WFT (micron): | DFT (micron) |
|---------------------|--|----------------------------------|---------------|--------------|
| 1st Coat            | <b>VENETIAN PLASTER QUARTZ PRIMER</b>      | <b>8.2</b>                       | <b>127</b>    | <b>54</b>    |
| 1st Coat            | <b>Venetian Plaster Marmorino Fine</b>     | <b>4.13</b>                      | <b>242</b>    | <b>150</b>   |
| 1st Coat            | <b>VENETIAN PLASTER POLISHED STUCCO</b>    | <b>4.13</b>                      | <b>242</b>    | <b>150</b>   |
| 1st Coat            | <b>VENETIAN PLASTER POLISHED STUCCO</b>    | <b>4.73</b>                      | <b>211</b>    | <b>131</b>   |
| 1st Coat            | <b>VENETIAN PLASTER CERA BRILLANTE WAX</b> | <b>10</b>                        | <b>100</b>    | <b>93.5</b>  |
| Minimum System DFT: |  |                                  |               | <b>578.5</b> |

Notes:  
Typical interior Venetian Plaster

**Typical Properties**

V.O.C. Content  
**<0.1**

Clean Up  
Water

Meets ECNZ V.O.C. Requirements?  
**Yes**  
Total Volatile Organic Content (TVOC) values are calculated in accordance to the stated methodology within Green Star Technical Manuals. The TVOC content is theoretically calculated as the sum total of the known VOC values of the product's raw material components. These materials include the base paint plus additional low VOC tinter required for non-factory packaged colours.

Application Methods  
 **Pad**  
Microfibre cloth Tobacco Sponge

| Specifications                              | Solids by Volume |             |             |
|---|------------------|-------------|-------------|
|   | Min              | Max         | Recommended |
|   | <b>93.5</b>      |             |             |
| Wet Film Per Coat (microns)                 | <b>62.5</b>      | <b>100</b>  | <b>100</b>  |
| Dry Film Per Coat (microns)                 | <b>66.7</b>      | <b>93.5</b> | <b>93.5</b> |
| Theoretical Spread Rate (m <sup>2</sup> /L) | <b>15</b>        | <b>10</b>   | <b>10</b>   |

|                         |     |            |             |
|-------------------------|-----|------------|-------------|
| Drying Time             |     |            |             |
|                         | Min | Max        | Recommended |
| Recoat Time (min/hours) | 120 | indefinite |             |

| Health and Safety   |   |
|---|---|
| SDS Number<br><b>DLXNZ7EN002906</b>   | SDS Link<br><a href="#">View SDS Link</a> |
| <p>Using Safety Precautions</p> <p>Keep out of reach of children.</p> <p>Read the label before opening or using.</p> <p>Avoid breathing vapour. Wear protective clothing, gloves, eye/face protection and suitable respirator/dust mask as required.</p> <p>Contaminated work clothing should not be allowed out of the workplace.</p> <p>Wash contaminated clothing before re-use.</p> <p>Wash hands, face and all exposed skin thoroughly after handling. .</p> |   |
| <p><b>Please refer to SDS Link. In case of emergency, please call 0800 220 770.</b></p>   |   |

| Precautions and Limitations   |
|---|
| <p><b>This product data sheets shall be read in conjunction with the Dulux specification.</b></p> <p>To ensure colour uniformity and for optimum performance, Dulux recommend a full coating system including a Membrane topcoat.</p> <p>For <b>all</b> systems, the Texture &amp;/or Base Coat should be tinted in accordance with Tint Guide to the specified topcoat colour (or a colour as close as possible to the specified colour as product and Acratex tint rules allow).</p> <p><b>Important:</b> Not all colours are suitable for exterior use.</p> <p>Ensure that you have adequate tinted stock to complete the job in one application.</p> <p>All material must be thoroughly cross-mix to ensure tint uniformity.</p> <p>It is recommended to hold a volume of finish material for future maintenance touch-ups</p> <p>Practical spreading rates will vary from quoted theoretical figures depending on substrate porosity, surface roughness, overspray losses, application methods and environmental conditions (e.g. wind).</p> <ul style="list-style-type: none"> <li>• Do not apply paint if Relative Humidity is above 85% or temperature is within 3°C of Dew Point.</li> <li>• Do not apply if the surface temperature is greater than 40°C or below 10°C, or likely to fall below 10°C during the application or drying period.</li> <li>• Dry times apply to a single coat at recommended spread rate and at 25°C and 50% Relative Humidity</li> <li>• Allow longer times under cool, moist, or still conditions and or when applied at high film builds.</li> <li>• Protect from dew, rain and frost for 48 hours when apply at the recommended spread rate.</li> <li>• Avoid application in hot, windy conditions or on hot surfaces cool the surface by hosing with water and paint the cool damp surface.</li> <li>• The exterior texture coatings should be cleaned on a regular basis.</li> <li>• This will help maintain your overall aesthetic appearance and preserve your Acratex Texture coating system.</li> </ul> <p>Cleaning once every year will remove light soil as well as grime and airborne pollutants refer Dulux Acratex Care &amp; Maintenance Guide.</p> |

| Transport and Storage                      |  |
|--|--|
| Line Shade /Pack A<br><b>N4100094-Unit</b> | Shipment Name<br><b>Not dangerous goods.; No special transport requirements.</b> |

**Further Information**

**Venetian Plaster Web Page**

**Disclaimer**

This Data Sheet is copyright to DuluxGroup (Australia) Pty Ltd and/or DuluxGroup (New Zealand) Pty Ltd (collectively, 'Dulux'). It may not be varied or altered without the prior written consent of Dulux, and if it is, Dulux has no responsibility or liability for those variations.

Unless Dulux has provided you with a customised, project-specific specification, this Data Sheet does not represent that any particular product or product system will be suitable for your project.

Any information provided in this Data Sheet is given in good faith and is believed by Dulux to be correct at the time of publication. Products and coating systems can be expected to perform as indicated in this Data Sheet, provided the substrate is in good condition, the coatings are applied by a suitably experienced and skilled applicator, and the preparation, application and maintenance is followed strictly as set out in this Data Sheet, and as recommended on the applicable Safety Data Sheets for the relevant products, available from [www.duspecplus.co.nz](http://www.duspecplus.co.nz). Climatic conditions at application time can affect product suitability and performance.

The correct colour or colour match is the responsibility of the applicator. Colours will change over time and Dulux does not guarantee that the same colour newly mixed will match a colour applied earlier which has been subjected to weathering or other change elements. No product colour is guaranteed against colour change.

Where any liability of Dulux in respect of this Data Sheet cannot by law be excluded, Dulux's liability is limited, as permitted by law and at Dulux's option, to resupply of the relevant products or services or to reimbursing the cost of those products or services.

WHERE LEAD MAY BE PRESENT: The asset manager is responsible for verifying the presence of lead and determining whether to remove or encapsulate the lead. If lead is present, the work must be done in strict accordance with AS/ NZS 4361 Parts 1 and 2 and Worksafe Australia or New Zealand guidelines.